

What is a master password?



In Firefox, a master password is a single password that protects all of the passwords and credentials stored in the Firefox Password Manager and the Firefox Certificate Manager. By setting a master password that only you know, you'll ensure that you're the only person who can use the passwords and credentials (including your ECA certificate) stored in the browser.

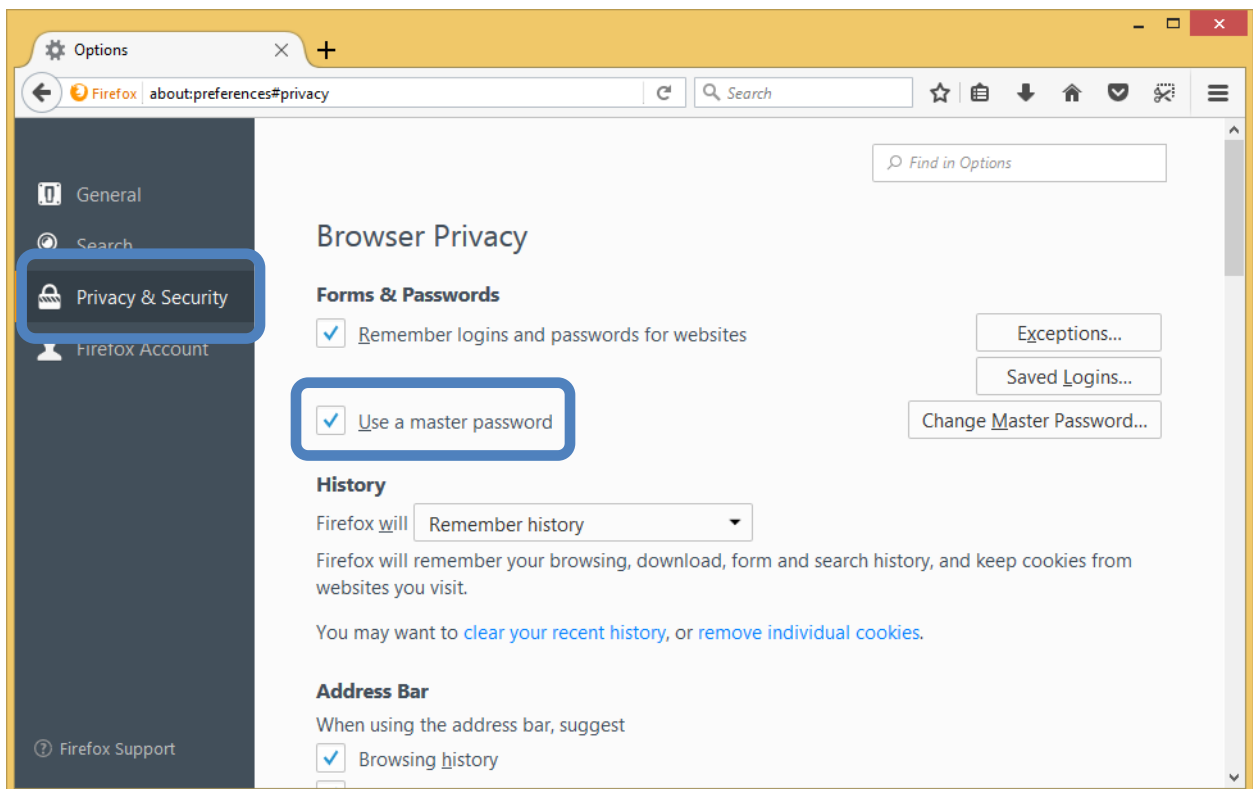
Why should I use a Master Password?

Your ECA certificate is a digital credential that asserts your identity, like a passport or a driver's license. The government's ECA Certificate Policy **requires** you to protect your certificate with a password, to keep that password secure, and not to share the password (or your certificate) with anybody else.

How do I set a Master Password?

It only takes a minute to set a master password! Follow these steps:

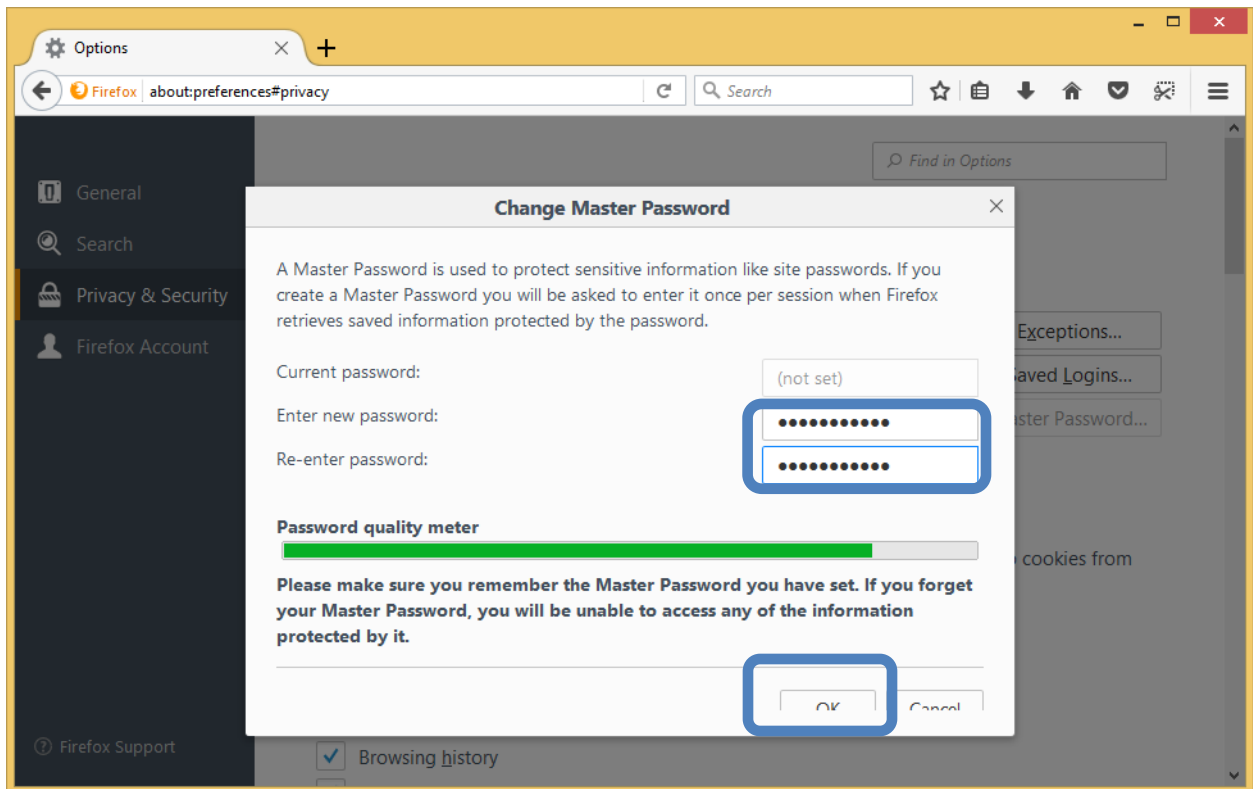
1. Click the menu button  and then click  **Options**.
2. In the left hand column, select **Privacy & Security** and check the box labeled **“Use a master password”**



Setting a Master Password – Mozilla Firefox

3. A dialog box named “Change Master Password” will appear. Type and then confirm your password. (Type it twice.)

Note: The password quality meter is a guideline to help you choose a password. Filling the entire bar is helpful, but not a requirement. We suggest the password contain a combination of letters, numbers, and symbols. Make it complex enough that it will be difficult for others to guess, but simple enough that you’ll be able to remember it. ORC *cannot* reset this for you if you forget it!



4. When you click “OK”, a box will appear indicating that the password was set. Well done! You’ve greatly increased the security of your ECA certificate!

